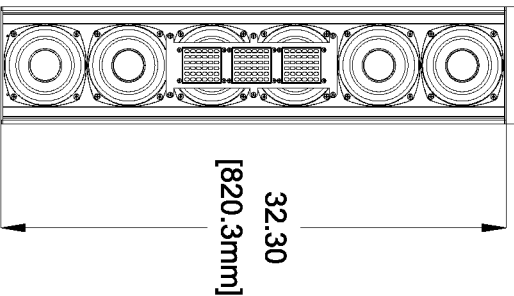


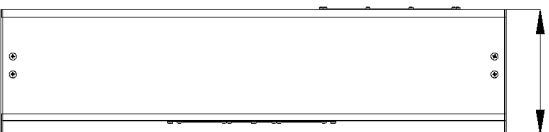
TOP

7.50
[190.5mm]



FRONT

32.30
[820.3mm]

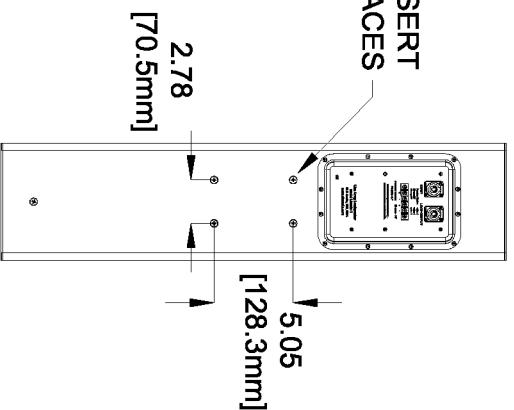


SIDE

7.97
[202.4mm]

M6 x 20 INSERT

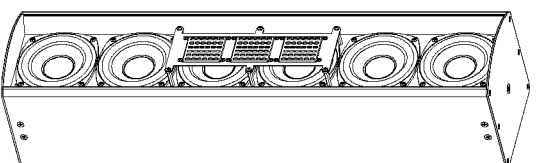
4 PLACES



BACK

2.78
[70.5mm]

5.05
[128.3mm]



UNLESS OTHERWISE SPECIFIED

1. DO NOT SCALE DRAWING
2. DIMENSIONS ARE IN INCHES AND MILLIMETERS

TOLERANCE

X/X = ±1/64

XX = ±.03

XXX = ±.010

ANGULAR ±.5°

MATERIAL

FINISH

✓

FINISH

AS SPECIFIED

DRAWN BY P. SPURLOCK

DATE

CHECKED BY

APPROVED BY

05/20/10

SLS LOUDSPEAKERS

1650 W. JACKSON STREET
DZARK, MISSOURI 65721
417-883-4549 Fax: 417-883-2723

MECHANICAL SPECIFICATION

CDA300 CABINET

DWG. NO. W-CDA300

REV. 0

SCALE 1/1

SHEET 1 OF 1