



Product Technical Data Sheet
Model CS6500

Description

The CS6500 is a bi-amped true line source array module designed for the cinema market. It's primary application is for behind the screen setups that require the best in coverage, dynamics and SPL. Due to the modular nature of it's design, any theater size can be accommodated by simply using more or less CS6500s in the line array along with CSB215 low frequency modules. Use of our free LASS aiming software can accomplish these designs quickly and easily.

The CS6500 high frequency section features a high performance PRD500 planar ribbon transducer designed and manufactured by SLS Loudspeakers. The unique design and properties of the planar ribbon driver allows precise acoustical coupling of the array and hence, full utilization of line source (cylindrical waves) benefits.

The woofer section uses a single high definition 6 1/2" driver with parameters calculated to offer a seamless transition to the PRD500 ribbon in typical arrays.

Key Features

- Direct radiating planar PRD500 ribbon high frequency line source module delivers unsurpassed sound quality
- True line source behavior due to precise acoustical coupling of individual PRD500 high frequency transducers
- Open and clear sound at high SPL due to advanced transducer technology
- 110 degree wide horizontal coverage
- Even and easily predictable coverage using our free LASS prediction software
- All array rigging is included
- Splay options from 1 to 10 degrees between boxes
- 3/4" 13 ply Baltic Birch cabinet construction



Product Specifications	
Operating Range ¹	85Hz - 20,000Hz
Sensitivity (1W/1M) - Low Freq. ²	91dB
High Freq.	101dB
Horizontal Coverage Angle -6dB ³	110 Degrees
Vertical Coverage Angle	Defined by height and configuration of the array
Power Handling - Low Freq. ⁴	100W (28 Volts) AES/2
High Freq.	145W (32 Volts) IEC Short Term 46W (18 Volts) IEC Long Term 35W (15.6 Volts) AES/2
Recommended Amp Power for Max Output	
Low Freq.	200 Watts @ 8 ohms
High Freq.	150 Watts @ 8 ohms
Max SPL (calculated) 1 Meter - Low Freq. ⁵	111dB Cont. / 117dB Peak
High Freq.	118dB Cont. / 123dB Peak
Nominal Impedance - Low Freq.	8 Ohms
High Freq.	7 Ohms
Crossover Frequency	DSP Settings Provided
Transducers - Low Freq.	6.5" Bass/Midrange
High Freq.	PRD500 Ribbon
Input	Barrier strip
Dimensions	7.25" (18.4cm) H (front side) 5.5" (14cm) H (rear side) 14" (35.6cm) W 10" (25.4cm) D
Enclosure	MDF
Weight	20lbs (9kg) Shipping 26lbs (11.8kg)
Rigging	All array rigging is included
Optional Accessories	RLA/3-BB - Rigging Frame
Finish Options	Black Latex

Applications

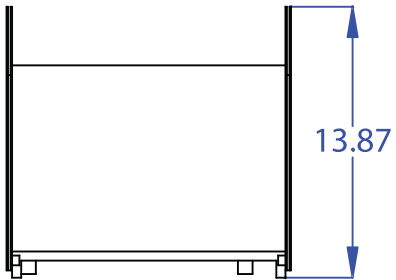
- Behind the screen channels for theaters of all sizes

1. LF at -10dB, HF -6dB at 40kHz on-axis however response above 20kHz is limited by air absorption and DSP sampling rates in typical PA applications.
 2. Full bandwidth pink noise is applied and amplified to a level and measured at the loudspeaker terminals - corresponding to 1 Watt as referenced to the loudspeakers nominal impedance. SPL is measured in an anechoic environment in the loudspeakers far field. Data is extrapolated to 1 Meters distance from the loudspeaker.
 3. Averaged from 1000Hz to 10kHz
 4. AES established with ambient temperature at 22C in accordance with AES/2-1984 standard. IEC stated in RMS voltage according to IEC 268-5
 5. Typical SPL for one box only, for array SPL refer to LASS calculations. Ribbon SPL calculated from IEC long term and short term

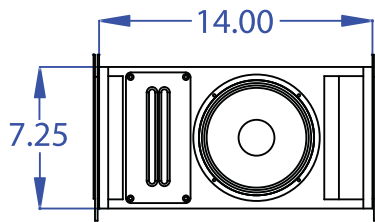


SUPERIOR LISTENING SYSTEMS
AUDIO CLARITY REDEFINED

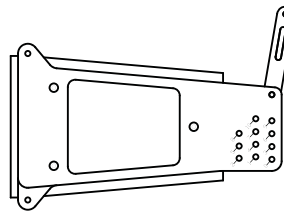
CS6500 Drawings



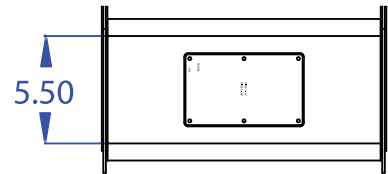
TOP



FRONT



SIDE



BACK