



Product Technical Data Sheet

Model CDA300

Description

The CDA300 is an extremely versatile speaker, combining many design features that make it usable in a wide variety of settings.

The CDA300 design is based on Constant Directivity Array technology, exhibiting very consistent and controlled off axis performance. This allows for application setups to be very easy and predictable. The cabinet(s) can be flown, used as a frontfill on the ground or put on a speaker stand all with consistent results.

The cabinet consists of a single piece of extruded aluminum allowing the CDA300 to be used outdoors. This feature is supplemented with rubber caps for the NL4 connections and seals used within the design to ensure the cabinet remains watertight under demanding conditions.

To make it easy to use for any of its intended applications, the CDA300 has three methods of rigging. The speaker is shipped with rigging hardware attachment points for flying. SLS also offers an optional u-bracket for horizontal flying from one point and/or wall or ceiling mounting. Lastly, an adaptor is available for use on a speaker stand or with the companion SP15 subwoofer.

Key Features:

- PRD250 ribbon high frequency drivers used in a Constant Directivity Array delivers unsurpassed sound quality
- Single piece extruded aluminum cabinet construction
- Advanced hybrid 4-way crossover design
- Integrated rigging points
- 90 X 60 degree coverage
- Optional U-bracket or pole mount accessories
- Companion SP15 subwoofer for portable applications

Applications

Developed for a wide range of professional applications where the highest quality and intelligibility of sound is required

- Portable PA
- Installation systems
- Stage frontfills
- Specialized stage monitoring systems



CDA300 shown with companion SP15 subwoofer

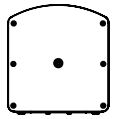
Product Specifications	
Operating Range ¹	62Hz - 20,000Hz
Sensitivity (1W/1M) ²	91dB
Horizontal Coverage Angle -6dB ³	90 Degrees
Vertical Coverage Angle -6dB ³	60 Degrees
Power Handling ⁴	300W (49 Volts) AES/2
Recommended Amp Power for Max Output	600 Watts @ 8 ohms
Max SPL (calculated) 1 Meter	116dB Cont. / 122dB Peak
Nominal Impedance	8 Ohms
Crossover Frequency	Internal Passive Custom 4-way
Transducers - Low Freq.	5.25" Woofer x6
High Freq.	PRD250 Ribbon x3
Input	NL4 and Barrier Strip
Dimensions	32.3" (82cm) H 7.5" (19cm) W 8" (20cm) D
Enclosure	Extruded Aluminum
Weight	32lbs (14.5kg) Shipping 36lbs (16.3kg)
Rigging	Included
Finish Options	Black Powdercoat Aluminum White Powdercoat Aluminum
Optional Accessories	U-bracket Pole Mount Bracket Subwoofer Extension Pole

1. LF at -10dB, HF -6dB at 40kHz on-axis however response above 20kHz is limited by air absorption and DSP sampling rates in typical PA applications.
 2. Full bandwidth pink noise is applied and amplified to a level and measured at the loudspeaker terminals - corresponding to 1 Watt as referenced to the loudspeakers nominal impedance. SPL is measured in an anechoic environment in the loudspeakers far field. Data is extrapolated to 1 Meters distance from the loudspeaker.
 3. Averaged from 1000Hz to 10kHz
 4. AES established with ambient temperature at 22C in accordance with AES/2-1984 standard. IEC stated in RMS voltage according to IEC 268-5



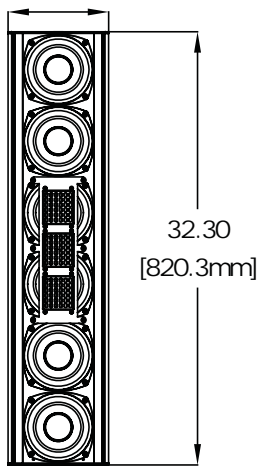
SUPERIOR LISTENING SYSTEMS
AUDIO CLARITY REDEFINED

CDA300 Drawings




TOP

7.50
[190.5mm]



FRONT

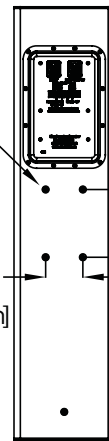
7.97
[202.4mm]



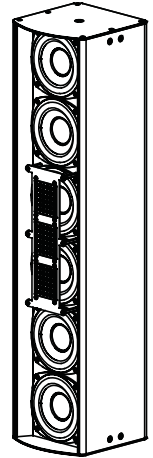
SIDE

M6 x 20 INSERT
4 PLACES


2.78
[70.5mm]

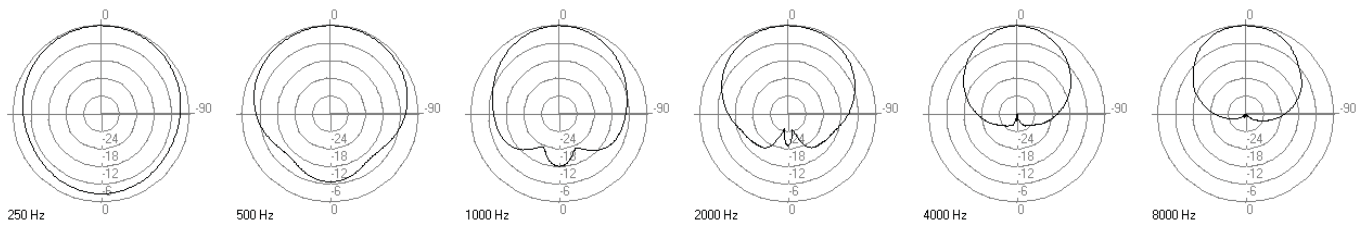


BACK



Polars

Horizontal Axis 



Vertical Axis 